

2024 WESTERN HORSE DIVISION

Contents

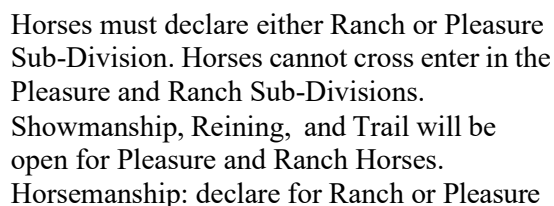
General Class Descriptions
Western Versatility Pattern
Reining Pattern
Standards for Showmanship
Western Horsemanship Scoring
Addendum-Equipment Guideline

Classes for Pleasure Sub-Division

- Showmanship
- Western Pleasure
- Horsemanship
- Hunter Under Saddle
- Reining
- Trail
- Western Dressage: rules posted separately.

Classes for Ranch Sub-Division

- Showmanship
- Ranch Riding
- Ranch Pleasure
- Ranch Horsemanship
- Reining
- Trail
- Western Dressage: rules posted separately.



Horses must declare either Ranch or Pleasure Sub-Division. Horses cannot cross enter in the Pleasure and Ranch Sub-Divisions. Showmanship, Reining, and Trail will be open for Pleasure and Ranch Horses. Horsemanship: declare for Ranch or Pleasure

Walk/Trot (Jog) Classes:

- Showmanship
- Horsemanship W/J
- Western Pleasure W/J
- Trail W/J
- Ranch Pleasure W/J
- Ranch Horsemanship W/J

Open Invitational Class:

- OI Ground Handling: open to all breeds and disciplines. Rules posted separately.
- OI Western Dressage W/J: rules posted separately.

High Point Calculation:

For calculation of High Point: Showmanship is mandatory, all Western Classes are considered. Open Invitational classes are not eligible for High Point. Walk/Trot entries are not eligible for High Point Awards.

All 4-Hers riding or driving horses at 4-H events or activities are required to wear an ASTM-SEI Equestrian Helmet at all times.

Cruelty, abuse or inhumane treatment of any horse in the show ring or in the stable area will not be tolerated by the show management, and the offender will be barred from the show area for the duration of the show.

Evidence of any inhumane treatment to a horse including but not limited to blood, whip marks that raise welts or abusive whipping, in or out of the show ring, shall result in disqualification of that horse and that exhibitor for the entire show and shall result in the forfeiture of all ribbons, awards and points won.

WESTERN HORSE DIVISION CLASSES

SHOWMANSHIP Jr. - Exhibitors must be between the ages of 9-13 years old as of January 1 of the current year. Class judged on appointments, fitting and grooming and method of showing (See Standards for Showmanship on page WJ-15).

SHOWMANSHIP Sr. - Exhibitors must be between the ages of 14-18 years old as of January 1 of the current year. Class judged on appointments, fitting and grooming and method of showing (See Standards for Showmanship on page WJ-15).

HUNTER UNDER SADDLE – Jr. and Sr. - Exhibitors must be between the ages of 9 - 18 years old as of January 1 of the current year. Horses/ponies should be clean, well groomed and properly clipped. Riders must wear appropriate hunt seat attire consisting of a hunt coat, breeches, high English boots or paddock (**Jodhpur**) boots, tie or choker and approved ASTM-SEI equestrian helmet. *Refer to the Addendum for equipment guidelines.* Horses/ponies should move with long, low strides reaching forward with ease and smoothness, be able to lengthen stride and cover ground with relaxed, free flowing movement. The poll should be level with, or slightly above, the withers to allow proper impulsion behind. The horse/pony's head position should be slightly in front of, or on, the vertical. Horses/ponies will be shown at a walk, trot and canter both directions of the arena. Horses/ponies should back easily and stand quietly. Horses/ponies must be reversed to the inside and may only be reversed at the walk or trot. Horses/ponies may go from one gait to any other gait and will be penalized for wrong leads, breaking of gaits and excessive speed without lengthening of stride. Judges may also ask riders to extend the trot or hand gallop.

WESTERN PLEASURE WALK/JOG -Exhibitors must be between the ages of 9 -18 as of January 1 of the current year. Class judged on appointments, basic position and class routine, glitzy attire will not count over neat, well-fitted clothing. If a 4-H member shows in this class, he or she cannot show in any class which asks for a lope. Horses will be asked to work both ways of the arena at a walk and a jog. Entries will be required to back. *Refer to the Addendum for equipment guidelines.*

WESTERN PLEASURE HORSE Jr. and Sr. -Exhibitors must be between the ages of 9-18 years old as of January 1 of the current year. Horses/ponies should be clean, well groomed and properly clipped. Riders must wear appropriate western attire including boots, long trousers, and a shirt with a collar. *Refer to the Addendum for equipment guidelines.* The use of spurs

and chaps is optional. Horses/ponies will be judged on their ability to give a pleasurable ride on a reasonably loose rein at the walk, jog and lope both ways of the ring without undue restraint. Horses/ponies should back easily and stand quietly. Horses/ponies must be reversed to the inside and may only be reversed at the walk and jog. Horses/ponies may be asked to go from one gait to any other gait and will be penalized for wrong leads, excessive speed and/or breaking gait. Judges may ask for additional work and for extension of the jog.

WESTERN HORSEMANSHIP WALK/JOG - Exhibitors must be between the ages of 9 -18 as of January 1 of the current year. Class judged on appointments, basic position and class routine. If a 4-H member shows in this class, he or she cannot show in any class which asks for a lope. Horses will be asked to work both ways of the arena at a walk and a jog. Entries will be required to back. Pattern work will be based on the discretion of each individual judge, and is not necessary. *Refer to the Addendum for equipment guidelines.*

WESTERN HORSEMANSHIP Jr. and Sr. - Exhibitors must be between the ages of 9-18 years old as of January 1 of the current year. Class judged on appointments, basic position, and class routine. Pattern is required. *Refer to the Addendum for equipment guidelines.*

TRAIL W/J: (will be judged as a Level 1 AQHA Trail class) - Exhibitors must be between the ages of 9-18 years old as of January 1 of the current year. Registered and grade mares and geldings of any size. Horses and ponies should be clean, well groomed and properly clipped. Riders must wear appropriate western attire including boots, long trousers, and a shirt with a collar. The use of spurs and chaps is optional. *Refer to the Addendum for equipment guidelines.* This class should be judged on the performance of the horse over obstacles with emphasis on movement, smoothness in gaits and transitions and willingness to execute the maneuvers with a willing attitude. Credit will be given to horses negotiating the obstacles with style and some degree of speed, providing correctness is not sacrificed. Horses should receive credit for showing attentiveness to the obstacles and the capability of picking their own way through the course when obstacles warrant it, and willingly responding to the rider's cues on more difficult obstacles. Horses shall be penalized for artificial appearance over the obstacles. While on the line of travel between obstacles, the horse shall be balanced, carrying his head and neck in a relaxed, natural position, with the poll level with or slightly above the withers. The head should not be carried behind the vertical, giving the appearance of intimidation, or be excessively nosed out, giving a resistant appearance.

TRAIL-JR. RIDER (will be judged as a Level 1 AQHA Trail class) - Exhibitors must be between the ages of 9-13 years old as of January 1 of the current year. Registered and grade mares and geldings of any size. Horses and ponies should be clean, well groomed and properly clipped. Riders must wear appropriate western attire including boots, long trousers, and a shirt with a collar. The use of spurs and chaps is optional. *Refer to the Addendum for equipment guidelines.* This class should be judged on the performance of the horse over obstacles with emphasis on movement, smoothness in gaits and transitions and willingness to execute the maneuvers with a willing attitude. Credit will be given to horses negotiating the obstacles with style and some degree of speed, providing correctness is not sacrificed. Horses should receive credit for showing attentiveness to the obstacles and the capability of picking their own way

through the course when obstacles warrant it, and willingly responding to the rider's cues on more difficult obstacles. Horses shall be penalized for artificial appearance over the obstacles. While on the line of travel between obstacles, the horse shall be balanced, carrying his head and neck in a relaxed, natural position, with the poll level with or slightly above the withers. The head should not be carried behind the vertical, giving the appearance of intimidation, or be excessively nosed out, giving a resistant appearance.

TRAIL-SR. RIDER (will be judged as a Level 1 AQHA Trail class) - Exhibitors must be between the ages of 14-18 years old as of January 1 of the current year. Registered and grade mares and geldings of any size. Horses and ponies should be clean, well groomed and properly clipped. Riders must wear appropriate western attire including boots, long trousers, and a shirt with a collar. The use of spurs and chaps is optional. *Refer to the Addendum for equipment guidelines.* This class should be judged on the performance of the horse over obstacles with emphasis on movement, smoothness in gaits and transitions and willingness to execute the maneuvers with a willing attitude. Credit will be given to horses negotiating the obstacles with style and some degree of speed, providing correctness is not sacrificed. Horses should receive credit for showing attentiveness to the obstacles and the capability of picking their own way through the course when obstacles warrant it, and willingly responding to the rider's cues on more difficult obstacles. Horses shall be penalized for artificial appearance over the obstacles. While on the line of travel between obstacles, the horse shall be balanced, carrying his head and neck in a relaxed, natural position, with the poll level with or slightly above the withers. The head should not be carried behind the vertical, giving the appearance of intimidation, or be excessively nosed out, giving a resistant appearance.

Trail pattern is in a separate file.

TRAIL CLASS SCORING: Scoring will be on the basis of 0-infinity, with 70 denoting an average performance. Each obstacle will receive an obstacle score that should be added or subtracted from 70 and is subject to a penalty that should be subtracted. Each obstacle will be scored on the following basis, ranging from plus 1 1/2 to minus 1 1/2: -1 1/2 extremely poor, -1 very poor, -1/2 poor, 0 correct, +1/2 good, +1 very good, +1 1/2 excellent. Obstacle scores are to be determined and assessed independently of penalty points.

PENALTIES: Penalties should be assessed, per occurrence, as follows:

One-half (1/2) point:

- each tick or contact of a log, pole, cone, plant, or any component of an obstacle

One (1) point:

- each hit, bite, or stepping on a log, cone, plant or any component of the obstacle
- incorrect or break of gait at walk or jog for two strides or less
- both front or hind feet in a single-strided slot or space at a walk or jog
- skipping over or failing to step into required space
- split pole in lope-over

- incorrect number of strides, if specified

Three (3) points:

- incorrect or break of gait at walk or jog for more than two strides
- out of lead or break of gait at lope (except when correcting an incorrect lead)
- knocking down an elevated pole, cone, barrel, plant, obstacle, or severely disturbing an obstacle
- falling or jumping off or out of a bridge or a water box with one foot once the horse has got onto or into that obstacle
- stepping outside of the confines of an obstacle with designated boundaries (i.e. back through, 360 degree box, side pass) with one foot once the horse has entered the obstacle
- missing or evading a pole that is a part of a series of an obstacle with one foot

Five (5) points:

- dropping slicker or object required to be carried on course
- first or second cumulative refusal, balk, or evading an obstacle by shying or backing
- letting go of gate or dropping rope gate
- use of either hand to instill fear or praise
- falling or jumping off or out of a bridge or a water box with more than one foot once the horse has got onto or into that obstacle
- stepping outside of the confines of an obstacle with designated boundaries (i.e. back through, 360 degree box, side pass) with more than one foot once the horse has entered the obstacle
- missing or evading a pole that is a part of a series of an obstacle with more than one foot
- blatant disobedience (including kicking out, bucking, rearing, striking)
- holding saddle with either hand

Disqualified 0 – Score:

- use of two hands (except in snaffle bit or hackamore for junior horses) or changing hands on reins. It is permissible to change hands to work an obstacle, for example the gate, and to straighten reins when stopped.
- performing the obstacle incorrectly or other than in specified order
- no attempt to perform an obstacle
- equipment failure that delays completion of pattern
- excessively or repeatedly touching the horse on the neck to lower the head
- entering or exiting an obstacle from the incorrect side or direction
- working obstacle the incorrect direction; including overturns of more than 1/4 turn
- riding outside designated boundary marker of the arena or course area
- third cumulative refusal, balk, or evading an obstacle by shying or backing
- failure to ever demonstrate correct lead and/or gait as designated
- failure to follow the correct line of travel between obstacles
- excessive schooling, pulling, turning, stepping or backing anywhere on course
- failure to open and shut gate or failure to complete gate (except for level 1 or rookie

classes where they place below all who complete course correctly)

SHOW MANAGEMENT: SETTING UP THE TRAIL PATTERN:

When the distances and spaces are measured between all obstacles, the inside base to inside base measurement of each obstacle considering the normal path of the horse should be the measuring point. Enough space must be provided for a horse to jog [at least 30 feet (9 meters)] and lope [at least 50 feet (15 meters)] for the judges to evaluate these gaits.

Spacing for walkovers, trotovers, and lopeovers should be as follows or increments thereof.

- The spacing for walkovers shall be 20" to 24" (50 - 60 cm) and may be elevated to 12" (30 cm). Elevated walkovers should be set at least 22" (55 cm) apart.
- The spacing for trotovers shall be 3' to 3'3" (90 -100 cm) and may be elevated to 8" (20 cm).
- The spacing for lopeovers shall be 6' to 6 1/2' (1.8 - 2 meters) or increments thereof, and may be elevated to 8" (20 cm).

Backing obstacle: Backing obstacles to be spaced a minimum of 28" (70 cm). If elevated, 30" (75 cm) spacing is required. Entrants cannot be asked to back over a stationary object such as a wooden pole or metal bar.

Box: An obstacle consisting of four logs or rails, laid in a square: Minimum width of the square should be 6' (1.8 m). Each contestant will enter the square by riding over log or rail as designated. When all four feet are inside the square, rider should execute a turn, as indicated, and depart.

Poles cannot be PVC pipes.

REINING - Exhibitors must be between the ages of 9-18 years old as of January 1 of the current year. Registered and grade mares and geldings of any size. Horses should be clean, well groomed and properly clipped. Riders must wear appropriate western attire including boots, long trousers, and a shirt with a collar. The use of spurs and chaps is optional. *Refer to the Addendum for equipment guidelines.* Class is judged on the horses and pony's neatness, dispatch, ease, calmness and speed with which it performs the designated pattern. Horses and ponies should rein and handle easily, effortlessly and fluently with a reasonable amount of speed throughout the pattern. Horses and ponies will be penalized for 1) opening mouths excessively with excessive jawing, 2) raising the head on the stop, 3) breaking gait, 4) lacking a smooth straight stop on their haunches such as bouncing or stopping sideways, 5) refusing to change leads, 6) backing sideways and/or 7) knocking over markers. Riders will be penalized for 1) changing hands on the reins, 2) using two hands on the reins, except for riders using a bosal/snaffle bit 3) loosing their stirrup, 4) holding on the saddle 5) using spurs or the romel forward of the cinch, 6) unnecessary talking, petting, spurring and/or quirting and/or 7) failing to execute the figure 8 inside the markers and the rollbacks outside the markers. Riders running off pattern will be disqualified. Class must be scored from 60 to 80 with 70 denoting an average performance. Judges may ask for additional work and may check each rider's equipment following each run.

Reining pattern is in a separate file.

RANCH RIDING – JR. RIDER (This class is adapted from AQHA Ranch Riding class to meet the needs of the Kentucky 4-H Horse Program) - Exhibitors must be between the ages of 9-13 years old as of January 1 of the current year. *Refer to the Addendum for equipment guidelines.*

The purpose of the Ranch Riding horse should reflect the versatility, attitude, and movement of a working horse. The horse's performance should simulate a horse riding outside the confines of an arena and that of a working ranch horse. This class should show the horse's ability to work at a forward, working speed while under control by the rider. Light contact should be rewarded and horse shall not be shown on a full drape of reins. The overall manners and responsiveness of the horse while performing the maneuver requirements and the horse's quality of movement are the primary considerations. Each horse will work individually, performing both required and optional maneuvers, and scored on the basis of 0 to 100, with 70 denoting an average performance. Each maneuver will receive a score that should be added or subtracted from 70 and is subject to a penalty that should be subtracted. Each maneuver will be scored on the following basis, ranging from plus 1 1/2 to minus 1 1/2.: -1 1/2 extremely poor, -1 very poor, -1/2 poor, 0 correct, +1/2 good, + 1 very good, + 1 1/2 excellent. Maneuver scores are to be determined and assessed independently of penalty points. The required maneuvers will include the walk, trot, and lope both directions: and the extended trot and extended lope at least one direction; as well as stops, and back. Three optional maneuvers may include a side pass, turns of 360 degrees or more, change of lead (simple or flying), walk, trot, or lope over a pole(s); or some reasonable combination of maneuvers that would be reasonable for a ranch horse to perform. The overall

cadence and performance of the gaits should have an emphasis on forward movement, free-flowing, and ground covering for all gaits. Transitions should be performed where designated, with smoothness and responsiveness. Posting at the extended trot is acceptable. Touching or holding the saddle horn is acceptable.

Horse needs to be well groomed, with a healthy disposition and coat. However, hair dyes or fresh hoof black, hoof polish and/or oil is not allowed and will result in the horse being disqualified from the class. No braided or banded manes or tail extensions. Clipping ears, bridle path, roached manes, muzzle, and legs is left to the discretion of the exhibitor and has no bearing on the horse's conformation and/or performance. Equipment with silver should not count over a good working outfit. Silver on bridles and saddles is discouraged.

Ranch Riding Penalties. A contestant shall be penalized each time the following occur:

One (1) point penalties:

Too slow/per gait

Over-bridled

Out of frame

Break of gait at walk or jog for 2 strides or less

Three (3) point penalties:

Break of gait at walk or jog for more than 2 strides

Break of gait at lope

Wrong lead or out of lead

RANCH RIDING – SR. RIDER (This class is adapted from AQHA Ranch Riding class to meet the needs of the Kentucky 4-H Horse Program) - Exhibitors must be between the ages of 14-18 years old as of January 1 of the current year. Refer to the Addendum for equipment guidelines.

The purpose of the Ranch Riding horse should reflect the versatility, attitude, and movement of a working horse. The horse's performance should simulate a horse riding outside the confines of an arena and that of a working ranch horse. This class should show the horse's ability to work at a forward, working speed while under control by the rider. Light contact should be rewarded and horse shall not be shown on a full drape of reins. The overall manners and responsiveness of the horse while performing the maneuver requirements and the horse's quality of movement are the primary considerations. Each horse will work individually, performing both required and optional maneuvers, and scored on the basis of 0 to 100, with 70 denoting an average performance. Each maneuver will receive a score that should be added or subtracted from 70 and is subject to a penalty that should be subtracted. Each maneuver will be scored on the following basis, ranging from plus 1 1/2 to minus 1 1/2.: -1 1/2 extremely poor, -1 very poor, -1/2 poor, 0 correct, +1/2 good, + 1 very good, + 1 1/2 excellent. Maneuver scores are to be determined and assessed independently of penalty points. The required maneuvers will include the walk, trot, and lope both directions: and the extended trot and extended lope at least one direction; as well as stops, and back. Three optional maneuvers may include a side pass, turns of 360 degrees or more, change of lead (simple or flying), walk, trot, or lope over a pole(s); or some reasonable combination of maneuvers that would be reasonable for a ranch horse to perform. The overall

cadence and performance of the gaits should have an emphasis on forward movement, free-flowing, and ground covering for all gaits. Transitions should be performed where designated, with smoothness and responsiveness. Posting at the extended trot is acceptable. Touching or holding the saddle horn is acceptable.

Horse needs to be well groomed, with a healthy disposition and coat. However, hair dyes or fresh hoof black, hoof polish and/or oil is not allowed and will result in the horse being disqualified from the class. No braided or banded manes or tail extensions. Clipping ears, bridle path, roached manes, muzzle, and legs is left to the discretion of the exhibitor and has no bearing on the horse's conformation and/or performance. Equipment with silver should not count over a good working outfit. Silver on bridles and saddles is discouraged.

Ranch Riding Penalties. A contestant shall be penalized each time the following occur:

One (1) point penalties:

Too slow/per gait

Over-bridled

Out of frame

Break of gait at walk or jog for 2 strides or less

Three (3) point penalties:

Break of gait at walk or jog for more than 2 strides

Break of gait at lope

Wrong lead or out of lead

Ranch Riding Pattern is in a separate file.

RANCH PLEASURE W/J -Exhibitors must be between the ages of 9 -18 as of January 1 of the current year. Refer to the Addendum for equipment guidelines.

A horse will be shown at the walk and jog. He will also be asked to reverse away from the rail, to stop and to back. The judge may ask for an extended walk or jog. Extended jog may be ridden by sitting in the saddle, posting or standing in the stirrups. This class will be judged on the performance, athletic ability, condition and conformation of the horse. Horses must work both ways of the ring at all the walk and jog. Passing is permissible and should not be penalized as long as the horse maintains a proper and even cadence and rhythm. A willing horse will not ring their tail, or be blatantly disobedient to the rider's cues or demands. The horse should drive off his hind quarters using it as a driving force for his body. The horse should not carry his head behind the vertical, giving the appearance of intimidation, or be excessively nosed out, giving the appearance of resistance. Horses are required to back easily and stand quietly. Horses are to be reversed to the inside (away from the rail). They may be required to reverse at the walk or jog at the discretion of the judge. Judge may ask for additional and individual(s) work of the same nature from any horse. Rider shall not be required to dismount except in the event the judge wishes to check equipment. Horses are to be shown at a walk and jog on a reasonably loose rein or light contact without undue restraint. Horse needs to be well groomed, with a healthy disposition and coat. However, hair dyes or fresh hoof black, hoof polish and/or oil is not allowed and will result in the horse being disqualified from the class. No braided or banded manes or tail extensions. Clipping ears, bridle

path, roached manes, muzzle, and legs is left to the discretion of the exhibitor and has no bearing on the horse's conformation and/or performance. Equipment with silver should not count over a good working outfit. Silver on bridles and saddles is discouraged.

Faults to be scored according to severity:

- 1) Excessive speed (any gait)
- 3) Breaking gait (including not walking when called for)
- 4) Excessive slowness in any gait, loss of forward momentum (resulting in an animated and/or artificial gait at the lope)
- 5) Failure to take the appropriate gait when called for (during transitions, excessive delay will be penalized)
- 6) Over flexing or straining neck in carriage so that the nose is behind the vertical.
- 7) Excessive nosing out
- 8) Opening/gapping mouth excessively
- 9) Stumbling
- 10) Use of spur in front of the cinch
- 11) If horse appears sullen, dull, lethargic, emaciated, drawn or overly tired.
- 12) Quick, choppy or pony-strided.
- 14) Excessive head bobbing.
- 15) Excessive ringing of tail.

Credits:

- 1) Natural ground covering gaits
- 2) Consistency at all gaits
- 3) Smooth upward and downward transitions
- 4) Work on reasonably loose rein without excessive cueing to maintain moderate pace
- 5) Giving the appearance of being able to do a days work
- 6) Athletic Ability/Agile
- 7) Softness of horses' chin, poll, neck, shoulder, body, hip and being broke through thru the whole body.

Disqualifications:

- 1) Grabbing the saddle horn or any other part of the saddle.
- 2) Illegal use of hands on reins.
- 3) Use of prohibited equipment.

Class judged on appointments, basic position and class routine, glitzy attire will not count over neat, well-fitted clothing. If a 4-H member shows in this class, he or she cannot show in any class which asks for a lope. Horses will be asked to work both ways of the arena at a walk and a jog. Entries will be required to back. Refer to the Addendum for equipment guidelines.

RANCH PLEASURE – JR. RIDER (this class is adapted from ARHA Ranch Riding to meet the needs of the Kentucky 4-H Horse Program) - Exhibitors must be between the ages of 9-13 years old as of January 1 of the current year. Refer to the Addendum for equipment guidelines.

A horse will be shown at three gaits - the walk, jog and lope. He will also be asked to reverse

away from the rail, to stop and to back. The judge may ask for an extended walk or jog. Extended jog may be ridden by sitting in the saddle, posting or standing in the stirrups. This class will be judged on the performance, athletic ability, condition and conformation of the horse. Horses must work both ways of the ring at all three gaits to demonstrate their ability with different leads. Cadence and balance with smoothness are more essential than speed. Passing is permissible and should not be penalized as long as the horse maintains a proper and even cadence and rhythm. A willing horse will not ring their tail, or be blatantly disobedient to the rider's cues or demands. The horse should drive off his hind quarters using it as a driving force for his body. The horse should not carry his head behind the vertical, giving the appearance of intimidation, or be excessively nosed out, giving the appearance of resistance. Horses are required to back easily and stand quietly. Horses are to be reversed to the inside (away from the rail). They may be required to reverse at the walk or jog at the discretion of the judge, but shall not be asked to reverse at the lope. Judge may ask for additional and individual(s) work of the same nature from any horse. Rider shall not be required to dismount except in the event the judge wishes to check equipment. Horses are to be shown at a walk, jog and lope on a reasonably loose rein or light contact without undue restraint. Horse needs to be well groomed, with a healthy disposition and coat. However, hair dyes or fresh hoof black, hoof polish and/or oil is not allowed and will result in the horse being disqualified from the class. No braided or banded manes or tail extensions. Clipping ears, bridle path, roached manes, muzzle, and legs is left to the discretion of the exhibitor and has no bearing on the horse's conformation and/or performance. Equipment with silver should not count over a good working outfit. Silver on bridles and saddles is discouraged.

Faults to be scored according to severity:

- 1) Excessive speed (any gait)
- 2) Being on the wrong lead
- 3) Breaking gait (including not walking when called for)
- 4) Excessive slowness in any gait, loss of forward momentum (resulting in an animated and/or artificial gait at the lope)
- 5) Failure to take the appropriate gait when called for (during transitions, excessive delay will be penalized)
- 6) Over flexing or straining neck in carriage so that the nose is behind the vertical.
- 7) Excessive nosing out
- 8) Opening/gapping mouth excessively
- 9) Stumbling
- 10) Use of spur in front of the cinch
- 11) If horse appears sullen, dull, lethargic, emaciated, drawn or overly tired.
- 12) Quick, choppy or pony-strided.
- 13) Overly canted at the lope (Horses which lope with haunches in towards the center of arena).
- 14) Excessive head bobbing.
- 15) Excessive ringing of tail.

Credits:

- 1) Natural ground covering gaits
- 2) Consistency at all gaits

- 3) Smooth upward and downward transitions
- 4) Work on reasonably loose rein without excessive cueing to maintain moderate pace
- 5) Giving the appearance of being able to do a days work
- 6) Athletic Ability/Agile
- 7) Softness of horses' chin, poll, neck, shoulder, body, hip and being broke through thru the whole body.

Disqualifications:

- 1) Grabbing the saddle horn or any other part of the saddle.
- 2) Illegal use of hands on reins.
- 3) Use of prohibited equipment.

RANCH PLEASURE – SR. RIDER (this class is adapted from ARHA Ranch Riding to meet the needs of the Kentucky 4-H Horse Program) - Exhibitors must be between the ages of 14-18 years old as of January 1 of the current year (see General Rules #10). Refer to the Addendum for equipment guidelines.

A horse will be shown at three gaits - the walk, jog and lope. He will also be asked to reverse away from the rail, to stop and to back. The judge may ask for an extended walk or jog. Extended jog may be ridden by sitting in the saddle, posting or standing in the stirrups. This class will be judged on the performance, athletic ability, condition and conformation of the horse. Horses must work both ways of the ring at all three gaits to demonstrate their ability with different leads. Cadence and balance with smoothness are more essential than speed. Passing is permissible and should not be penalized as long as the horse maintains a proper and even cadence and rhythm. A willing horse will not ring their tail, or be blatantly disobedient to the rider's cues or demands. The horse should drive off his hind quarters using it as a driving force for his body. The horse should not carry his head behind the vertical, giving the appearance of intimidation, or be excessively nosed out, giving the appearance of resistance. Horses are required to back easily and stand quietly. Horses are to be reversed to the inside (away from the rail). They may be required to reverse at the walk or jog at the discretion of the judge, but shall not be asked to reverse at the lope. Judge may ask for additional and individual(s) work of the same nature from any horse. Rider shall not be required to dismount except in the event the judge wishes to check equipment. Horses are to be shown at a walk, jog and lope on a reasonably loose rein or light contact without undue restraint. Horse needs to be well groomed, with a healthy disposition and coat. However, hair dyes or fresh hoof black, hoof polish and/or oil is not allowed and will result in the horse being disqualified from the class. No braided or banded manes or tail extensions. Clipping ears, bridle path, roached manes, muzzle, and legs is left to the discretion of the exhibitor and has no bearing on the horse's conformation and/or performance. Equipment with silver should not count over a good working outfit. Silver on bridles and saddles is discouraged.

Faults to be scored according to severity:

- 1) Excessive speed (any gait)
- 2) Being on the wrong lead
- 3) Breaking gait (including not walking when called for)

- 4) Excessive slowness in any gait, loss of forward momentum (resulting in an animated and/or artificial gait at the lope)
- 5) Failure to take the appropriate gait when called for (during transitions, excessive delay will be penalized)
- 6) Over flexing or straining neck in carriage so that the nose is behind the vertical.
- 7) Excessive nosing out
- 8) Opening/gapping mouth excessively
- 9) Stumbling
- 10) Use of spur in front of the cinch
- 11) If horse appears sullen, dull, lethargic, emaciated, drawn or overly tired.
- 12) Quick, choppy or pony-strided.
- 13) Overly canted at the lope (Horses which lope with haunches in towards the center of arena).
- 14) Excessive head bobbing.
- 15) Excessive ringing of tail.

Credits:

- 1) Natural ground covering gaits
- 2) Consistency at all gaits
- 3) Smooth upward and downward transitions
- 4) Work on reasonably loose rein without excessive cueing to maintain moderate pace
- 5) Giving the appearance of being able to do a days work
- 6) Athletic Ability/Agile
- 7) Softness of horses' chin, poll, neck, shoulder, body, hip and being broke through thru the whole body.

Disqualifications:

- 1) Grabbing the saddle horn or any other part of the saddle.
- 2) Illegal use of hands on reins.
- 3) Use of prohibited equipment.

RANCH HORSEMANSHIP – W/J - Exhibitors must be between the ages of 9-18 years old as of January 1 of the current year (see General Rules #10). Refer to the Addendum for equipment guidelines. Class judged on appointments, basic position, and class routine. Judges may ask exhibitors for one or more of the following additional tests: halt (four to six seconds) and back, and work collectively at the walk and jog.

RANCH HORSEMANSHIP – JR. RIDER - Exhibitors must be between the ages of 9-13 years old as of January 1 of the current year (see General Rules #10). Refer to the Addendum for equipment guidelines. Class judged on appointments, basic position, and class routine. Judges may ask exhibitors for one or more of the following additional tests: halt (four to six seconds) and back, extended lope, figure eight at lope on the correct lead demonstrating a simple change of lead, and work collectively at the walk, jog and lope.

RANCH HORSEMANSHIP – SR. RIDER - Exhibitors must be between the ages of 14-18 years old as of January 1 of the current year (see General Rules #10). *Refer to the Addendum for equipment guidelines.* Class judged on appointments, basic position, and class routine. Judges may ask exhibitors for one or more of the following additional tests: halt (four to six seconds) and back, extended lope, figure eight at lope on the correct lead demonstrating a simple change of lead, and work collectively at the walk, jog and lope.

OI GROUND HANDLING:

Open to all breeds and disciplines, rules are posted separately.

WESTERN DRESSAGE (counts toward HP calculation)

Western Dressage Into Level Test 1 (posted separately)

OI WESTERN DRESSAGE W/J:

Western Dressage Basic Level Test 1 (posted separately)

STANDARDS FOR SHOWMANSHIP

The real purpose of showmanship is to learn the best way to fit and train a horse or pony so that the best attributes of the horse/pony can be seen by the judge or potential buyer. Showmen are reminded that they are being judged on the fitting, training and showing of their horse/pony. The horse/pony's conformation is not to be considered in the judging of this class. Showmen must wear the appropriate attire for the division in which they are participating.

The procedure for judging large classes and the pattern to be used will be left to the discretion of the judge.

SCORING FOR SHOWMANSHIP CLASS

I. Appointments - 25%

- **Personal Appearance:** Youth should be neat, clean, well groomed, attentive, courteous and wearing appropriate attire for the type of horse being shown. Western attire including a Western hat and boots.
- **Equipment:** Clean and properly adjusted equipment should be used. Halters (leather, nylon or rope) must be used in the Western division. A lead shank of adequate length should be used with the chain portion doubled through the snap ring on the halter or either run under the chin or over the nose and snapped to the right side of the halter.

II. Horse and Pony (fitting and grooming) - 25%

- The horse or pony should be clean and well groomed. Fitting for show is a year-round job. Daily grooming and good nutrition are very important to the hair coat and fitness of the horse/pony. Just before entering the ring, the showman should rub the horse/pony down with a grooming cloth to remove any dust which may have accumulated since brushing. Avoid using an oily grooming cloth since oil will attract dust. Wipe the ears, around the eyes, nostrils, lip, sheath and anus with a damp cloth or sponge; or with a cloth that has a small amount of baby oil or Vaseline on it to add luster to these areas.
- Horses and ponies should be clipped approximately one week before showing to allow for some regrowth to cover up any minor mistakes. The long hairs inside the ears, around the muzzle, under the chin and jaw, on the bridle path, fetlocks and lower legs should be clipped.
- Horse or pony may be shown with either a full or clipped mane. Full manes should be thinned by pulling out the excess hair. Tails should hang well down below the hocks. The feet should be neatly trimmed or properly shod. The use of hoof polish or dressing is optional.

III. Method of showing - 50%

- **Leading:** Youth must be able to walk, trot, turn, stop and back as directed by the pattern or ring officials. Always lead from the left side at an alert walk following the judge's direction, never in front of the horse/pony. The horse/pony's head should be about even or slightly in front of your shoulder. The horse/pony should travel willingly with his body in a straight line in the same direction being traveled. Youth must have the right

hand on the lead when leading their horse/pony. The left hand will contain the remainder of the reins or lead in a loosely coiled loop or in a figure eight. The youth should walk in a brisk, alert manner and give the appearance that you and your horse or pony are a team.

- Run by the left side of the horse/pony when you are showing him at trot. The horse/pony should be traveling alertly and willingly with his head up (not too high). The youth should run with good posture and vitality.
- The horse/pony should always be reversed by turning to the right. Turn in as small an area as possible and attempt to keep his hind legs in one place while turning (this allows you to keep the horse/pony lined up with the judge). Any turn requiring more than 90 degrees should also, be made to the right.
- Always move your horse/pony directly toward or away from the judge unless specific instructions are otherwise given by the judge.
- **Working the Judge:** When setting up your horse/pony, stand out diagonally from the horse/pony's shoulder but never directly in front of the horse/pony. Always be in a position where you can observe your horse/pony and the judge at the same time. As the judge moves around the horse, the youth must respond accordingly. When the judge is in front of the horse/pony the youth should be on the opposite side away from the judge, so as not to block the judge's view. When the judge moves down one side of the horse/pony and passes the middle of the withers the youth should cross over in front of the horse/pony so that he/she is now on the same side as the judge. This allows you to see your horse/pony and continue to have eye contact with the judge. As the judge passes behind the horse/pony and crosses over to the other side, the youth should cross in front of the horse/pony to remain on the same side with the judge. Once again when the judge approaches you and crosses the middle of the withers the youth should cross over to be on the opposite side from the judge, so as not to obstruct his/her vision of the horse/pony. This procedure allows the judge an unobstructed view of the horse/pony and allows the youth to show their horses/ponies to the best of their ability. It also will allow youth to keep an eye on their horse/pony and the judge without having to look through, under or over their horse/pony.
- **Stance of the horse/pony:** Western Horses/Ponies should always be set up with their front and rear feet set squarely under them.

IV. Keep your position in line and allow reasonable space between your horse/pony and others. Never allow your horse/pony to interfere with other horses/ponies.

V. If asked to change positions in line, back your horse/pony out of line and approach the new position from the rear. Be careful when walking up behind other horses/ponies and allow yourself plenty of room to enter.

VI. Quickly recognize and correct any faults in your horse/pony. All communication between the youth and the horse/pony shall be through the lead shank or reins which may be accompanied by subtle voice commands. Youth can not directly touch any part of their horse/pony unless the judge touches (i.e. disturbs the mane or moves the halter or bridle) the horse in front of the shoulder. At such time, the youth should correct the disarray created by the judge.

VII. Remember - Move quickly, quietly and with confidence when showing your horse/pony. Be courteous, respond promptly to directions and display good horsemanship at all times.

WESTERN HORSEMANSHIP SCORING

Appointments: Riders should be neat, clean and well groomed. Riders must wear appropriate western attire including boots, long trousers, and a shirt with a collar. The use of spurs is optional. Fancy or expensive show outfits will not be considered over clean, neat attire. Horses/ponies should be clean, well groomed and properly clipped. Tack should be clean, well serviced and properly adjusted to fit the horse. Equipment will consist of a western saddle, bridle and blanket or pad. The bridle must have either split reins or a romel equipped with either a bosal, snaffle or curb bit. Curb chains or straps must be flat and at least ½ inch in width. Mechanical hackamores, tie downs, draw reins and/or martingales are prohibited. Carrying a rope, hobbles, slicker or similar equipment is optional.

Basic Position: Riders should sit in a comfortable, balanced, relaxed and flexible manner in the middle of the saddle with their weight supported by the insides of the thighs and crotch. The rider's head should be up with shoulders even and square. The back should be straight with the upper arms parallel with the body. The reining hand should be carried just ahead and above the saddle horn with the reins gathered to permit light contact in the horse's mouth. The off hand may be carried either straight down to the side, across the belt buckle or on the thigh. One finger is permitted between split reins with the reins running down through the hand and falling on the same side as the reining hand. If a romel is used, no finger is permitted between the reins and the romel is held with the off hand with at least 16 inches of slack. The thigh, knee and upper calf should remain in contact with the horse with the knee slightly bent to allow a straight drop from the top of the calf to the heel. Heels should be carried down and toes forward with either the ball or arch of the foot resting in the stirrup.

Mounting and Dismounting: Riders may or may not be asked to dismount and mount. To dismount, riders should gather the reins in the left hand with the tail end of the reins on the left side. The left hand should be placed on the withers and the right hand on the saddle horn or pommel. In one, easy, effortless motion, the right foot should be disengaged from the stirrup and swung to the left side avoiding any contact with the horse or saddle and easily dropped to the ground. The left foot is then pulled straight out from the stirrup and both hands are used to gather the reins to permit the rider to stand on the left side. To mount, the curb strap and cinch should be checked before the entire process is reversed. The horse/pony should stand quietly during both the mount and dismount.

Class Routine: Riders may not switch hands on the reins and should maintain the basic horsemanship position at all times. Riders must sit the trot and maintain a tight seat at the lope. All cues and aids should be applied as inconspicuously as possible. Exhibitors will be asked to work individually, with the top riders returning for individual and/or rail work. Entries will be scored on the cleanliness and neatness of horse/pony, rider and equipment, the rider's basic

position and the techniques used by the rider in executing maneuvers in order to obtain the desired performance. Overall, the horse and rider should work as a team in order to show the horse/pony to its best advantage.

RANCH CLASSES GAITS

In all gaits, movement of the ranch riding horse should simulate a horse needing to cover long distances, softly and quietly, like that of a working ranch horse. The following terminology shall apply:

Walk-The walk is a natural, flat footed, four-beat gait. The gait is rhythmic and ground-covering. As in all gaits, the horse should display a level, or slightly above level topline with a bright, attentive expression.

Trot- The trot is a natural two-beat gait demonstrating more forward motion than the western jog. Extended Trot- The extended trot is an obvious lengthening of the stride with a definite increase in pace. The horse should be moving in a manner as if it were covering a large area on a ranch with an above level topline.

Lope- The lope is a three-beat gait. The lope should be relaxed and smooth with a natural, forward moving stride.

Extended Lope- The extended lope is not a run or a race but should be an obvious lengthening of the stride, demonstrating a forward, working speed. The horse should display an above level topline with a bright, attentive expression.

ADDENDUM

AQHA GUIDELINES

WESTERN EQUIPMENT

SHW305. WESTERN EQUIPMENT.

SHW305.1 Hackamore means the use of a flexible, braided rawhide, leather or rope bosal, the core of which must be flexible. A hackamore must use a complete mecate rein, which must include a tie-rein. Absolutely no rigid material will be permitted under the jaws, regardless of how padded or covered. Horse hair bosals are prohibited. This rule does not refer to a mechanical hackamore.

SHW305.2 Snaffle bits in western performance classes mean the conventional O-ring, egg-butt or D-ring with a ring no larger than 4" in diameter (100 mm). The inside circumference of the ring must be free of rein, curb or headstall attachments which would provide leverage. The mouthpiece should be round, oval or egg-shaped, smooth and unwrapped metal. It may be inlaid, but smooth or latex-wrapped. The bars must be a minimum of 5/16" (8 mm) in diameter, measured one inch (25 mm) in from the cheek with a gradual decrease to center of the snaffle. The mouthpiece may be two or three pieces. A three-piece, connecting ring of 1 1/4" (32 mm) or less in diameter, or a connecting flat bar of 3/8" to 3/4" (10 mm to 20 mm) measured top to bottom, with a maximum length of 2" (50 mm), which lies flat in the horse's mouth, is acceptable. Optional leather strap attached below the reins on a snaffle bit is acceptable.

SHW305.3 Bit in western performance classes means the use of a curb bit that has a solid or broken mouthpiece, has shanks and acts with leverage. All curb bits must be free of mechanical device and should be considered a standard western bit.

SHW305.4 The description of a legal, standard western bit includes:

SHW305.4.1 8 1/2" (215 mm) maximum length shank to be measured as indicated in the diagram on the previous page. Shanks may be fixed or loose;

SHW305.4.2 concerning mouthpieces, bars must be round, oval or egg shaped, smooth and unwrapped metal of 5/16" to 3/4" (8 mm to 20 mm) in diameter, measured 1" (25 mm) from the cheek. However, wire on the sway bars (above the bars and attaching to the spade) of a traditional spade bit is acceptable. They may be inlaid, but must be smooth or latex wrapped. Nothing may protrude below the mouthpiece (bar), such as extensions or prongs, including upward prongs on solid mouthpieces. The mouthpiece may be two or three pieces. A three-piece, connecting ring of 1 1/4" (32 mm) or less in diameter, or a connecting flat bar of 3/8" to 3/4" (10mm to 20 mm) measured top to bottom with a maximum length of 2" (50 mm), which lies flat in the horse's mouth, is acceptable;

SHW305.4.3 the port must be no higher than 3 1/2" (90 mm) maximum, with rollers and covers acceptable. Broken mouthpieces, halfbreeds and spades are standard;

SHW305.4.4 donut and flat polo mouthpieces are not acceptable;

SHW305.4.5 a curb bit must be used with a curb strap or curb chain properly attached so as to make contact with horse's chin;

SHW305.4.6 slip or gag bit is permitted in speed events

SHW305.5 – Except for hackamore /snaffle bit classes or junior horses shown with hackamore/snaffle bit, only one hand may be used on the reins, and the hand must not be changed. The hand is to be around the reins: index finger only between split reins is permitted. In trail, it is permissible to change hands to work an obstacle. Violation of this rule is an automatic disqualification.

SHW305.5.1 –Any horse of any age shown in any Rookie/ Level 1 youth, Rookie/Level 1 amateur or Level 1 class may be shown one or two handed with a snaffle bit/hackamore.

SHW305.6 Romal means an extension of braided or round material attached to closed reins. This extension shall be carried in the free hand with a 16-inch (40 cm) spacing between the reining hand and the free hand holding the romal. When using romal reins, the rider's hand shall be around the reins with the wrists kept straight and relaxed, the thumb on top and the fingers closed lightly around the reins. When using a romal, no fingers between the reins are allowed. The free hand may not be used to adjust the rider's length of rein in any reining class. During reining, the use of the free hand while holding the romal to alter the tension or length of the reins from the bridle to the reining hand is considered to be the use of two hands and a score of 0 will be applied, with the exception of any place a horse is allowed to be completely stopped during a pattern. In all other classes, including the reined portion of working cow horse, boxing, VRH ranch reining, VRH ranch cow work, VRH limited ranch cow work and all RHC working ranch horse classes, the free hand may be used to adjust the rider's length of rein. In all western classes, excess rein(s) may be straightened or disentangled anytime during the class, provided the rider's free hand used to straighten or disentangle remains behind the rein hand. Any attempt to alter tension or length of the reins from bridle to rein hand is to be considered use of two hands and a penalty score of zero or disqualification will be applied.

SHW305.6.1 The romal shall not be used forward of the cinch or to signal or cue the horse in any way. Any infraction of this rule shall be penalized severely by the judge.

SHW305.7 Junior horses competing in western pleasure, western horsemanship, reining, working cow horse, boxing, ranch riding, western riding, trail, and versatility ranch horse classes that are shown with a hackamore or snaffle bit may be ridden with one or two hands on the reins. The tails of the reins must be crossed on the opposite side of the neck when riding with two hands on split reins except in working cow horse, boxing, reining, and versatility ranch horse classes. Closed reins (example mecate) may not be used with a snaffle bit, except in versatility ranch horse classes, ranching heritage challenge, boxing, ranch riding, and working cow horse, where a mecate is permitted. When using a snaffle bit in working cow horse, boxing, ranch riding, ranch trail, all VRH classes and all RHC classes, a leather or other woven material chip strap of any width is to be used and should be attached to the bit below the reins. No iron, chain, or other material is allowed. The chin strap is allowed to include metal buckles and/or keepers.

SHW305.8 In all western classes, horses will be shown in a western saddle and appropriate bridle, snaffle bit or hackamore for the duration of the class. A western saddle is a common type of saddle distinguished by a large noticeable fork on which there is some form of horn, a high cantle and large skirts. Silver equipment will not count over a good working outfit. Horses 5-years-old and younger may be shown in a snaffle bit, hackamore, curb bit, half-breed or spade bit. Horses 6-years-old and older may only be shown in a curb bit, half-breed or spade bit. Split reins or romal reins must be used on a curb bit except speed events, team penning, ranch sorting, roping and cowboy mounted shooting where they are optional. When a curb bit is used, a curb

strap or curb chain is required, but must meet the approval of the judge, be at least one-half inch in width and lie flat against the jaw of the horse. Curb chains cannot be tied to the bit with string or cord. A broken strap or chain is not necessarily cause for disqualification.

(The Kentucky 4-H Horse Program considers their competitors Level 1, and they can show with a snaffle bit and two hands).

Speed Events: SHW305.9.1 In roping, speed events, team penning and ranch sorting and cowboy mounted shooting western - type equipment must be used. Use of rawhide or mechanical hackamores or other type of bridles is the optional choice of the contestant. However, mechanical hackamore nosepieces must be covered in leather and cannot have visible or bare metal in contact with the horse's head. The judge or steward may prohibit the use of any bit or equipment they consider inhumane or would tend to give a horse/rider an unfair advantage. SHW305.9.2 Tie-downs, used for roping, speed events and team penning, ranch sorting, and cowboy mounted shooting must be leather, flat nylon or rope a minimum of 3/8 inch in diameter. SHW305.9.3 Bonnets (tie-down that goes over the poll and/ or across the forehead) made of rope, flat nylon webbing or leather only (minimum 3/8 inch diameter) are permitted. SHW305.9.4 Martingales and draw reins are permitted for speed events, team penning, ranch sorting and cowboy mounted shooting. However, martingales used with curb bits must have rein stops. Draw reins may not be attached between or around the front legs.

SHW306. WESTERN: OPTIONAL EQUIPMENT

SHW306.1 Rope or riata; if used, the rope or riata must be coiled and attached to the saddle. SHW306.2 Hobbles attached to saddle. SHW306.3 Tapaderos, except in working cow horse where they are not allowed. SHW306.4 Protective boots, leg wraps and bandages are allowed in reining, working cow horse, boxing, team penning, barrel racing, pole bending, stake racing, jumping, tie-down roping, breakaway roping, dally team roping - heading, dally team roping - heeling, cutting, western horsemanship, ranch riding, versatility ranch horse classes and ranching heritage classes. The use of slip on (easy care) horse boots or related footwear are not considered as protective boots and are permissible to be worn in all classes. SHW306.5 Spurs; not to be used forward of the cinch.

SHW307. WESTERN PROHIBITED EQUIPMENT

SHW307.1 Protective boots, leg wraps and bandages are prohibited in western pleasure, trail, halter, western riding and showmanship.

SHW307.2 Wire curb straps, regardless of how padded or covered, or curb strap with tacks/rivets.

SHW307.3 Any curb strap narrower than one-half inch.

SHW307.4 Chain, wire, or metal tie-down or bonnets are prohibited, regardless of how padded or wrapped.

SHW307.5 Belly Bands, saw tooth bits; hock hobbles; tack collars; tack curb straps or tack hackamores; whips used for showmanship; war bridles or like devices; riding in a curb bit without a curb strap; wire or solid metal curb straps no matter how padded; wire cavesson; wire or cable tie-downs; bumper bits; metal bosals (no matter how padded); chambons; headstalls

made of metal (no matter how wrapped or padded), twisted rawhide, or rope may not be used on a horse's head (3/8 inch rope may be used with a slip/gag bit or a bonnet); running martingales used with curb bits used without rein stops; draw reins attached between or around the front legs will not be allowed at AQHA-approved events.

SHW307.6 Jerk lines for roping.

SHW307.7 Tack collars for roping.

SHW307.8 Tie-downs may not have a built in cavesson or noseband. Cavesson or noseband of any kind may not be used during competition. SHW307.9 Fenders may not be connected by string or any other material

SHW310. ENGLISH EQUIPMENT. In all English classes, an English snaffle (no shank), kimberwick, pelham and/or full bridle (with two reins), all with cavesson nosebands and plain leather brow bands must be used.

SHW310.1 In reference to mouthpieces, nothing may protrude below the mouthpiece (bar). Solid and broken mouthpieces must be between 5/16" to 3/4" (8 mm to 20 mm) in diameter, measured 1" (25 mm) from the cheek and may have a port no higher than 1 1/2" (40 mm). They may be inlaid, synthetic wrapped, including rubber or plastic or incased, but must be smooth. Leather bits to be solid, smooth, rolled leather (15mm – 20mm) measured one inch from cheek with no port. On broken mouthpieces only, connecting rings of 1 1/4" (32 mm) or less in diameter or connecting flat bar of 3/8" to 3/4" (10 mm to 20 mm) measured top to bottom with a maximum length of 2" (50 mm), which lie flat in the horse's mouth, are acceptable. Snaffle bit rings may be no larger than 4" (100 mm) in diameter. Any bit having a fixed rein requires use of a curb chain. Smooth round, oval or egg-shaped, slow twist, corkscrew, single twisted wire, double twisted wire mouthpieces and straight bar or solid mouthpieces are allowed.

SHW310.2 In the jumping class only, mechanical hackamores may be used.

SHW310.3 Saddles must be black and/or brown leather of traditional hunting or forward seat type, knee insert on the skirt is optional. Saddle pads should fit size and shape, except when necessary to accommodate numbers on both sides, for which a square pad or suitable attachment may be used. Saddle pads and attachments shall be white or natural color with no ornamentation.

SHW311. ENGLISH OPTIONAL EQUIPMENT

SHW311.1 Spurs of the unrowelled type that are blunt, round or that include a smooth rolling rubber ball and no longer than one inch

SHW311.2 Crops or bats

SHW311.3 Gloves SHW311.4 English breast plate

SHW311.5 Braiding of mane and/or tail in hunt style

SHW311.6 Standing or running martingales in working hunter, jumping and equitation over fences only

SHW311.7 Protective boots, leg wraps and bandages are allowed in hunt seat equitation on the flat and hunt seat equitation over fences.

SHW311.8 Colored saddle pads or pads with AQHA's corporate logo can be used on saddle pad in jumping only.

SHW311.9 Half Chaps, must be smooth brown or black leather

SHW312. ENGLISH PROHIBITED EQUIPMENT

SHW312.1 Bits of any style (pelham, snaffle, kimberwick) featuring mouthpieces with cathedrals, donuts, prongs, edges or rough, sharp material shall be cause for elimination. Square stock, metal wrapped or polo bits shall be cause for elimination. If a curb bit is used, the curb chain must be at least 1/2" (15mm) in width and lie flat against the jaw of the horse.

SHW312.2 Draw reins

SHW312.3 Rowelled spurs SHW312.4 Standing or running martingales except in working hunter, jumping and equitation over fences


SHW312.5 Figure 8 or flash cavessons except in jumping

SHW312.6 Protective boots, leg wraps and bandages are prohibited in pleasure driving, hunter under saddle and boots of any description except outdoors during inclement weather, in hunter hack, and working hunter. The use of slip on (easy care) horse boots or related footwear are not considered as protective boots and are permissible to be worn in all classes.

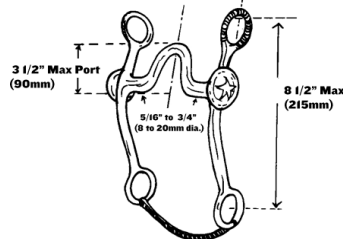
SHW312.7 Rubber reins (except jumping)

SHW312.8 Slip on spurs

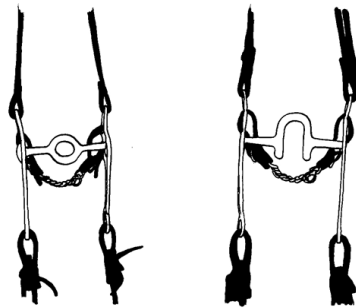
ACCEPTABLE CHAIN CURB STRAPS



WESTERN BITS



LEGAL BIT



DONUT BIT

PRONG BIT

ILLEGAL BIT

INHUMANE TREATMENT. No person shall treat any horse in an inhumane manner. Inhumane treatment shall include, but not be limited to, the prohibited conduct specified below. For purposes of this rule, a person responsible for the care of a horse is also responsible for and may be disciplined for the inhumane conduct of their trainers, agents, representatives and employees. For violation of this rule, an individual may be disqualified from the show and expelled from show grounds.

Inhumane treatment includes, but is not limited to:

- placing an object in a horse's mouth so as to cause undue discomfort or distress
- leaving a bit in a horse's mouth for extended periods of time so as to cause undue discomfort or distress
- tying a horse up or around in a stall or anywhere at the show in the manner as to cause undue discomfort or distress
- lunging or riding a horse in a manner as to cause undue discomfort or distress to the horse
- tying or fastening any foreign object onto a horse, halter, bridle and/or saddle in order to de-sensitize the horse
- use of training techniques or methods such as poling or striking a horse's legs with objects
- excessive spurring or whipping
- excessive jerking of reins
- excessive fencing
- excessive spinning (defined as no more than eight (8) consecutive turns in either direction)
- schooling over ramped oxers in reverse order (i.e., from highest to lowest instead of lowest to highest)
- schooling using rails higher than four (4) feet
- use of prohibited equipment, including, but not limited to: saw tooth bits; hock hobbles; tack collars; or tack hackamores; whips used for showmanship; war bridles or like devices; riding in a curb bit without a curb strap; wire or solid metal curb straps no matter how padded; wire cavesson; wire or cable tie-downs; bumper bits; metal bosals (no matter how padded); chambons; headstalls made of metal (no matter how wrapped or padded), twisted rawhide, or rope may not be used on a horse's head (3/8 inch rope may be used with a slip/gag bit); running martingales used with curb bits used without rein stops; draw reins attached between or around the front legs.
- use of any item or appliance that restricts movement or circulation of the horse's tail
- exhibiting a horse which appears to be sullen, dull, lethargic, emaciated, drawn or overly tired
- intentional or negligent treatment which results in any bleeding
- applying excessive pressure on or excessively jerking of a halter lead shank or an allowed lip chain
- Any other treatment or conduct deemed by a show official to be inhumane or abusive