

Kentucky 4-H Horse Program

Horse Academy

Level 2



University of Kentucky
College of Agriculture,
Food and Environment
Cooperative Extension Service

**For more information on the
Kentucky 4-H Horse Program go to :**

<https://afs.ca.uky.edu/4h-youth/horse>

The resources referred to in this workbook can be found in your County Horse Kit or online. The primary resources are listed in the back of this workbook.

For additional resources check out the Kentucky 4-H Horse Program Horse Discovery Web site at:

<http://www2.ca.uky.edu/horsediscovery/>



HorseDiscovery
KY 4-H Horse Program

Home Breeds Forages Bits Equipment Parasites Horseshoes Horse Selection Materials Certificate

Welcome to Horse Discovery



The Horse Discovery site has the resources you need to complete this short course about horses. There are eight sections in the course: Breeds, Forages, Bits, Equipment, Parasites, Horseshoes, Horse Selection, Materials.

Select a section to begin, and end your session with a short quiz. Before you start you need to create a Extension Campus account first. [Click here](#) to create your own account. So you can login anytime to continue to take your courses and quizzes. Are you ready to get started?

Test Your Knowledge

There are seven sections in this course. Each section ends with a quiz.
[Read more](#)

Resources


- [Kentucky 4H Horse Program](#)
- [HorseQuest](#)
- [Instructional Videos](#)
- [eXtension Horses Resource Area](#)
- [UKAg Animal & Food Sciences](#)
- [Ag Equine Programs](#)

Level 2

The purpose of the Kentucky 4-H Horse Program Horse Academy is to provide a road map for you to learn key lessons about horse science, horse behavior, and the horse industry.

These are all important components to becoming a well rounded horseman or horsewoman. As you go through this book, complete the assignments and tasks with your certified 4-H Horse Leader and track your progress with your county 4-H Agent. Once you have completed all lessons, activities, and have demonstrated proficiency in the skills, you will be qualified to take the Level Completion Exam. This exam is to be administered by your County Agent. A 70% must be attained for completion of a level. When you complete a level, your agent will notify the State 4-H Horse Program Office for documentation.





Lessons

1. Horse Nutrition
2. Hoof Care
3. Body Condition Scoring
4. Conformation
5. 5 Basics to Judging
6. Common Diseases

Activities

1. Breeds
2. Careers with Horses
3. ID Concentrates
4. Leg Anatomy
5. Teeth ID
6. Bits & Shoes

Skills

1. Knots
2. Parts of the Saddle:
English & Western
3. Parts of a Bridle
4. Saddling a Horse
5. Bridling a Horse
6. Cleaning a Stall

Lesson 1 Horse Nutrition

Protein, carbohydrates, vitamins & minerals, OH MY!

KEY POINTS:

Parts of the digestive tract

Nutrient Requirements

Vitamins & Minerals

Discuss what you know



Resource Material: Equine Science Chapter 7

Topic of discussion: In level 1 you learned some basic terminology and the difference between forage and concentrate. Now, let's dig deeper in to the complexities of nutrition. What does the horse need to survive? What does their digestive tract look like? What do different nutrients do?
Draw and label a horse's digestive tract

How much water does the average horse consume each day? _____

How much of a horse's diet should be protein? _____%

List the Fat Soluble Vitamins _____

List the Water Soluble Vitamins _____

List the 7 micro (trace) minerals required by the horse

List the 7 macro minerals required by the horse

Lesson 2 Hoof Care

Taking care of the hooves is taking care of the whole horse

KEY POINTS:

- Parts of the hoof
- Routine hoof care
- Common hoof problems
- Discuss what you know



Resource Material: Alberta Horse Manual, 2015 ed. pp. 52, 185-187

Topic of discussion: Quality hoof care is essential to maintaining overall health of the horse. A horse's hooves are vital to their survival, therefore proper care should always be exercised. Ask a farrier to give some additional specifics about proper care.

How often should you have your horse's hooves trimmed?

Define the term thrush:

Do some outside research and find the definitions of the following:

- Quarter Crack
- Contracted Heel
- Abscess

Draw and label the parts of a hoof:

Lesson 3 Body Condition Scoring

Determining the condition of your horse

KEY POINTS:

- Understanding the scale
- 6 points of fat deposition
- Evaluating your horse
- Comparing horses
- Discuss what you know



Resource Material: CES University of Kentucky Extension Fact Sheet ASC-188 & 187

Topic of discussion: Weighing a horse on a scale isn't always easy, and sometimes is doesn't tell the whole story. Being able to tell what body condition your horse is in is an essential management practice that determines feed and exercise regimens.

Explain the Henneke Scale for Body Condition Scoring.

Discuss some options for increasing body condition score and some options for decreasing body condition score.

Lesson 4 Conformation

Recognizing defects

KEY POINTS:

- Parts of the Horse
- Understanding what is ideal
- Defects
- Evaluation
- Discuss what you know



Resource Material: Alberta Horse Manual, 2015 ed. pp. 65-83

Topic of discussion: Being able to determine what ideal conformation looks like, and then assessing horses to see where they differ is important in becoming a knowledgeable horseperson. Conformational defects can range from cosmetic to severe. It takes much practice to be able to truly evaluate conformation.

Define Conformation:

Why is conformation a concern? What could happen if a horse has poor conformation?

What type of person would benefit from being able to evaluate conformation?

Lesson 5 The Basics of Judging

The fundamentals of Judging Horses

KEY POINTS:

- 5 Key Characteristics
- Recognizing Balance
- Aspects of Conformation
- HUS & WP Classes
- Discuss what you know



Resource Material: CES University of Kentucky Horse Judging Manual ASC 118

Topic of discussion: Horse Judging is a fun activity and understanding it is crucial in competing in Hippology and Horse Judging competitions. However, understanding judging can go beyond just being a judge or participating in contests. Learning the skills of horse judging helps you become a better horse person, rider, buyer, trainer, and care giver.

List the 5 key characteristics of judging a conformation class:

What are important things to look for in a Hunter Under Saddle Class?

What are important things to look for in a Western Pleasure Class?

Lesson 6 Common Diseases

Understanding diseases that your horse might face

KEY POINTS:

- Types of pathogens
- Modes of infection
- Core Vaccines
- Biosecurity
- Discuss what you know



Resource Material: Equine Science pp. 167-183, 191-195

Topic of discussion: Just like us, horses sometimes get sick. It is important to understand how diseases spread so that you can try to keep your horse healthy, or prevent him from getting others sick. It is also necessary to have biosecurity procedures in place and to understand what vaccines your horse will need, and what measures to take to not spread disease.

Define the words; Contagious and Vector, list a common disease that is a contagion and a disease that is spread through vector organisms.

What are the AAEP Core vaccines?

Pick a disease to research. Teach the rest of the club about the disease you chose.

Activity 1 Breeds

You were asked to research breeds of horses in Level 1, now it's time to build upon that knowledge. Pick 5 breeds of horses, different from the ones you picked in Level 1. Challenge yourself, try to find where some of these horses are around you and plan a visit to see them in person.

Breed _____ Origin _____

What does it look like _____

What is it used for _____

Breed _____ Origin _____

What does it look like _____

What is it used for _____

Breed _____ Origin _____

What does it look like _____

What is it used for _____

Breed _____ Origin _____

What does it look like _____

What is it used for _____

Breed _____ Origin _____

What does it look like _____

What is it used for _____

Activity 2 Equine Careers

Find someone you know who works in the equine industry. This could be a coach or trainer, barn owner, a feed sales rep, farrier, vet, etc.. Ask them these questions and report what you learned to the rest of your club.

Questions to ask the equine professional:

Did you always want to work with horses?

What other jobs did you have?

What type of training/education does your job require?

What are some of the demands of your job?

What is your favorite thing about your job?

Activity 3 Identifying Grain

Use the grain samples in your County Horse Kit, practice identifying each type of grain. Choose 3 common types of grain to give a detailed analysis of why you would feed it to a horse.

Type of Grain:

Nutritional Content:

How it should be fed to horses:

Type of Grain:

Nutritional Content:

How it should be fed to horses:

Type of Grain:

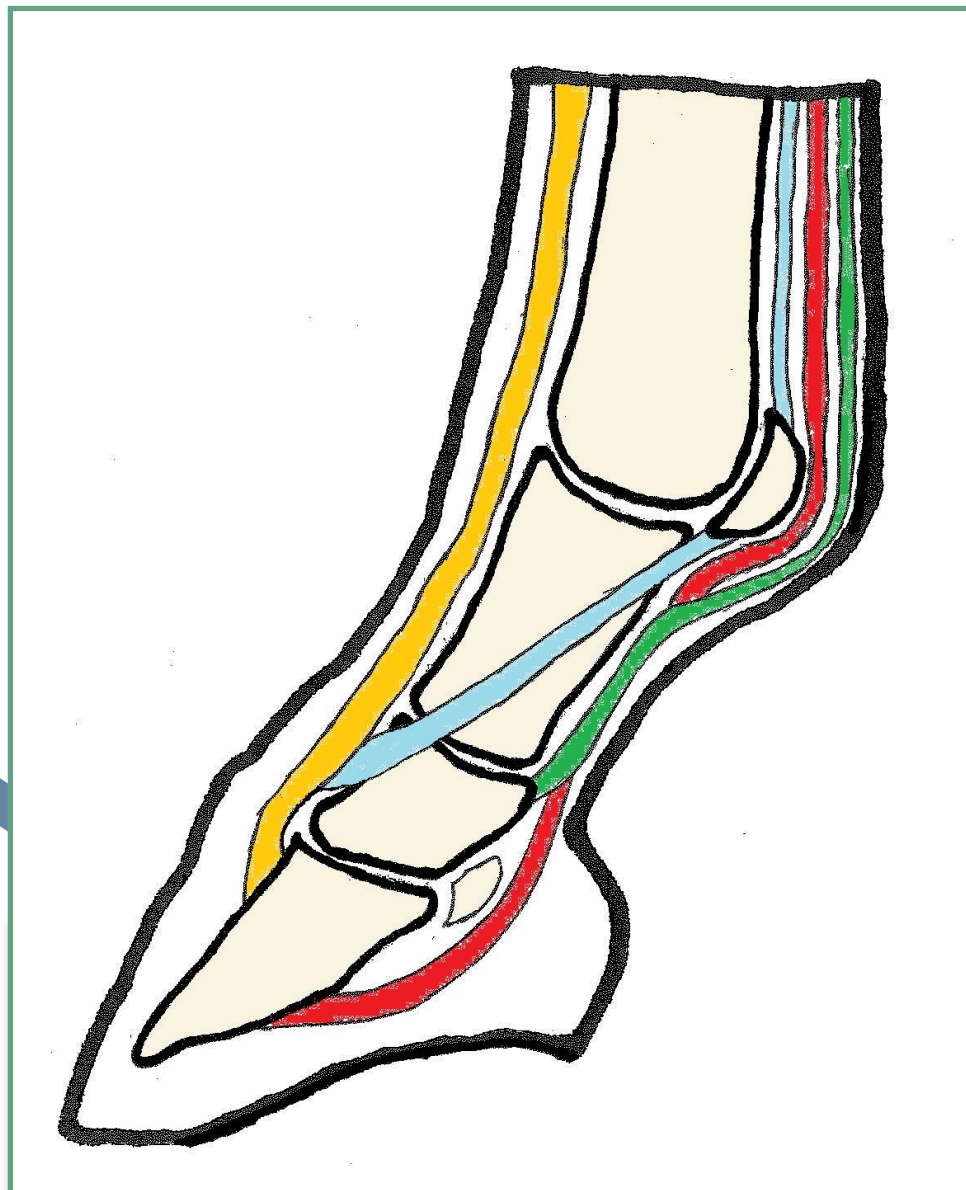
Nutritional Content:

How it should be fed to horses:

Activity 4 Lower Leg Anatomy

Horses' legs are vital to their ability to move and be useful to humans. They are also prone to injury. Learn the anatomical structures of the lower leg and label the picture below.

Resource material: Alberta pp. 53-54



Activity 5 Teeth

Horses' teeth are unique and important. They grow continuously, therefore must be checked regularly, since they are vital in the horse's ability to chew and digest their food. Identify the different types of teeth and discuss the unique qualities of each. Resource

material: Alberta p. 59
















Activity 6 Bits and Shoes

There are hundreds of different types of bits and shoes all used for different reasons and to achieve certain results. Draw and label 4 types of bits, and 4 types of shoes.



Skills Sheet

This list of skills must be performed for your Certified 4-H Leader. You must complete the skill in a safe and proficient manner to the satisfaction of your leader. Once accomplished, have the leader sign and date the appropriate skill.

◇ Tie a bowline knot

4-H Leader Signature _____ **Date** _____

◇ Tie a honda knot

4-H Leader Signature _____ **Date** _____

◇ Know the parts of a saddle (English & Western)

4-H Leader Signature _____ **Date** _____

◇ Know the parts of a bridle

4-H Leader Signature _____ **Date** _____

◇ Properly saddle a horse

4-H Leader Signature _____ **Date** _____

◇ Properly bridle a horse

4-H Leader Signature _____ **Date** _____

◇ Clean a horse stall (shavings & straw)

4-H Leader Signature _____ **Date** _____

Kentucky 4-H Horse Program

Horse Academy Level 2

This certifies that _____, has completed all requirements for the Horse Academy Level 2. This includes but is not limited to; lessons, activities, skills, and received a score of _____ on the Level 2 Completion Exam.

These accomplishments are verified by:

_____ Date _____

4-H Certified Volunteer Leader

_____ Date _____

County 4-H Agent



References

Alberta Horse Manual

Alberta Horse Manual. 4-H Branch Alberta Agriculture and Forestry, 2015.

Equine Science

Griffiths, Jean T. *Equine Science: Basic knowledge for horse people of all ages*. Equine Network/Source Interlink media, 2008.

Saddle Up Safely

Saddleupsafely.org

Cooperative Extension Service (CES) Fact Sheets University of Kentucky

<http://www2.ca.uky.edu/agcomm/pubs.asp>

Horse Discovery Webpage

<https://afs.ca.uky.edu/horse-discovery>

Horses.eXtension.org

**All online references are
Linked at the KY 4-H Horse
Website at:**

<https://afs.ca.uky.edu/equine/Horse-Academy>











This book was created in 2019 and updated in 2020 for the use of the Kentucky 4-H Horse Program. For more information contact:

Amy Lawyer, PhD
Equine Extension Associate
University of Kentucky
615 WP Garrigus Bldg
Lexington, KY 40546

Or

Fernanda Camargo, DVM PhD
Equine Extension Specialist
University of Kentucky
610 WP Garrigus Bldg
Lexington, KY 40546



Educational programs of Kentucky Cooperative Extension serve all people regardless of economic or social status and will not discriminate on the basis of race, color, ethnic origin, national origin, creed, religion, political belief, sex, sexual orientation, gender identity, gender expression, pregnancy, marital status, genetic information, age, veteran status, or physical or mental disability. Issued in furtherance of Cooperative Extension work, Acts of May 8 and June 30, 1914, in cooperation with the U.S. Department of Agriculture, Nancy M. Cox, Director, Land Grant Programs, University of Kentucky College of Agriculture, Food and Environment, Lexington, and Kentucky State University, Frankfort. Copyright © 2019 for materials developed by University of Kentucky Cooperative Extension. This publication may be reproduced in portions or its entirety for educational or nonprofit purposes only. Permitted users shall give credit to the author(s) and include this copyright notice. Publications are also available on the World Wide Web at www.ca.uky.edu.